


Creating Your Turnitin Account Password

1. Open your browser (Internet Explorer works best) and go to <http://www.turnitin.com>.

The page looks like this:



2. Put your email address in the email field in the upper right corner. Be sure to use the email address that your instructor has for you.
3. Hit "Retrieve Password?"
4. Follow the on-screen steps for generating a new password. The system can generate a new password two different ways, depending on how many times you've attempted this process. The first time, it will email a reset password link to your email account. Every time after that, it walks you through the steps to generate a new password and you'll probably see something like this:

Turnitin : Reset User Password - Windows Internet Explorer

https://www.turnitin.com/password_reset1.asp?&lang=en_us&

File Edit View Favorites Tools Help

Turnitin : Reset User Password

turnitin

Language: English

PRODUCTS RESULTS CUSTOMERS TRAINING SUPPORT

Google Custom Search Search

Reset User Password

Please enter the email address you used to create your user profile. Click "next" when you are done.

Email Address:

Next

If you do not know the email address for your account...

- Ask your instructor (or Turnitin administrator, if you are an instructor) to lookup your email address.
- NOTE: Due to privacy agreements, Turnitin CANNOT release your email address - even to you. You MUST get this information from your institution.

Home | Privacy Pledge | Usage Policy | Corporate | Careers | About Us | Contact Us

Copyright © 1998 - 2011 Paradigms, LLC. All rights reserved.

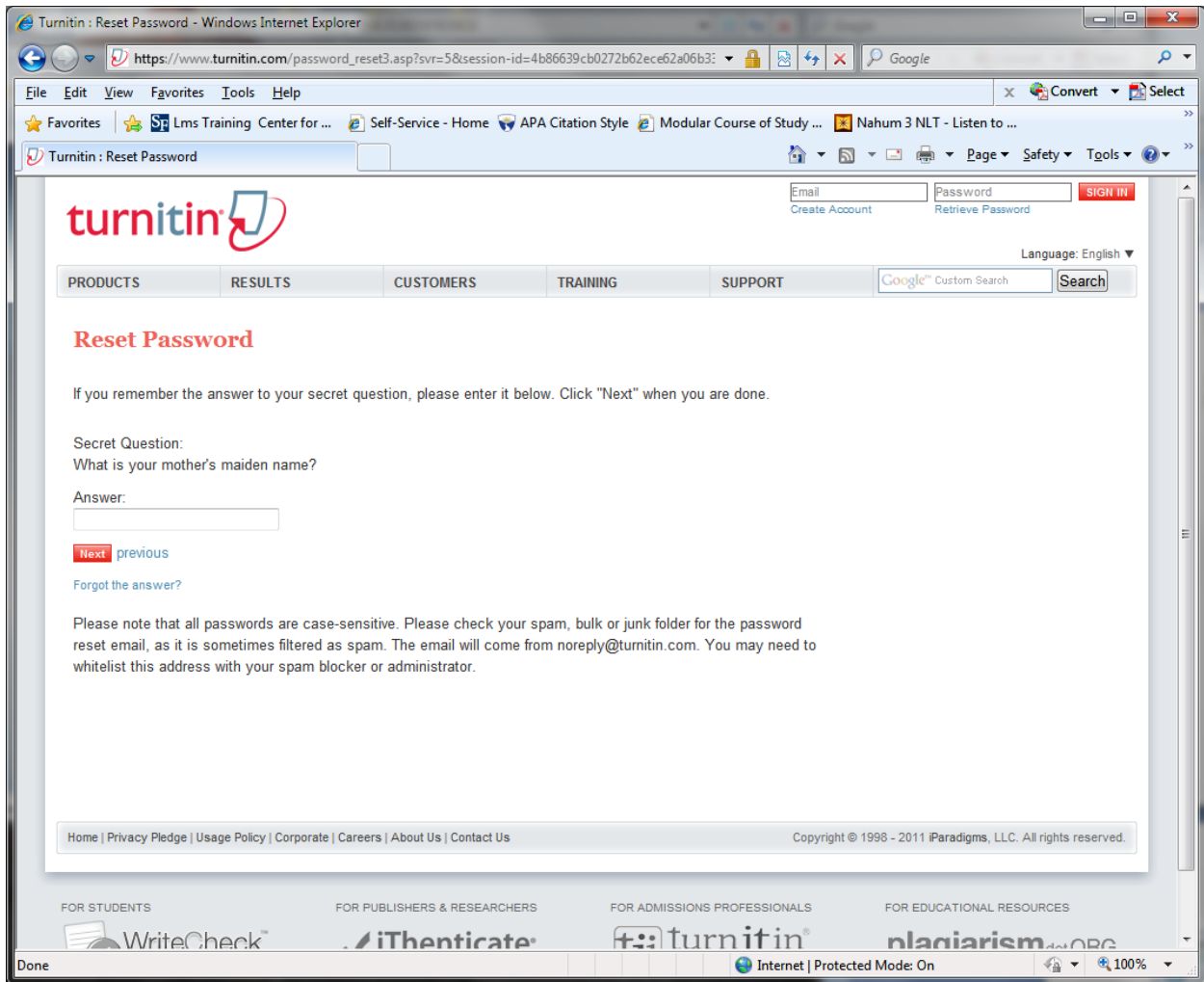
FOR STUDENTS FOR PUBLISHERS & RESEARCHERS FOR ADMISSIONS PROFESSIONALS FOR EDUCATIONAL RESOURCES

WriteCheck iThenticate turnitin plagiarism software

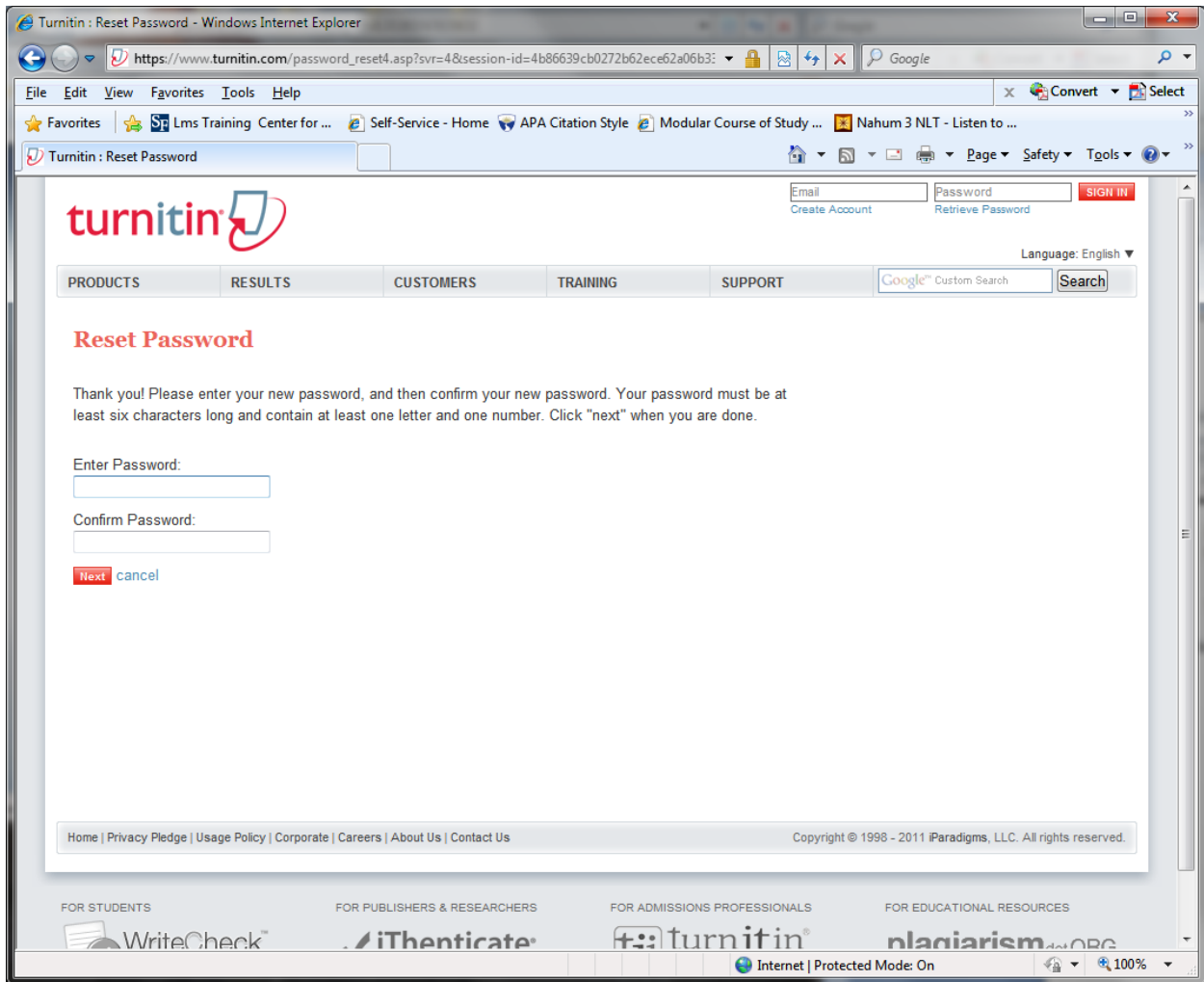
https://www.turnitin.com/static/index.php

Internet | Protected Mode: On 100%

5. Put your email address (use your TNU email address or whichever one your instructor has) in the field and click next.



6. It will probably ask you to set up a secret question. I've already created one, so my screen asks me to answer the question. Hit Next.



7. Then, you should see the Reset Password screen. Enter your password. Confirm. Hit Next.

You should now be able to go back to the main screen and log into Turnitin with the new password.